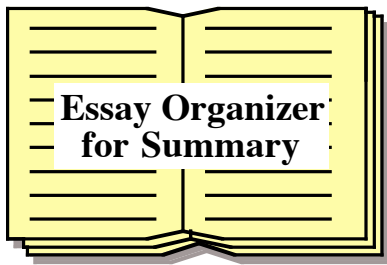




Big Picture



Introduction

 **Main Idea**

 **Author and Title of Text**

1 **Topic sentence supported by facts and details**


Transitional Sentence

2 **Topic sentence supported by facts and details**

Transitional Sentence

3 **Topic sentence supported by facts and details**

Conclusion

 **Restates the main idea**

Summary Paragraph Organizer

The title is _____ by _____




The main idea of the text is _____

The author says that _____

and _____

The author also states, _____

The author illustrates that (main idea)  _____

Title: _____

Author: _____

Topic: _____

Table Top Organizer

Summary Paragraph

Main Idea: _____

✓

✓

✓

☆

☆

☆

Restates the Main Idea:

Outline for Summary Multiple-paragraph

I. **Introduction**

Identify the title, author and main idea of the text.

II. **Body of the Essay**

Discuss the supporting details of the author's main idea.

A. Paragraph #1 (Topic Sentence and Supporting Details)

B. Paragraph #2 (Topic Sentence and Supporting Details)

C. Paragraph #3 (Topic Sentence and Supporting Details)

Add more body paragraphs as needed

III. **Conclusion**

Revisit the author's point of view (i.e., intent and bias).

Outline for a Paragraph Summary

I. Introductory sentence.

The topic sentence identifies the main idea.

II. Body of the paragraph

In the same order as they appear in the original text, discuss the supporting details of the author’s idea.

Detail #1

Detail #2

Detail #3




III. Concluding Sentence

Revisit the author’s point of view (i.e., intent and bias.)

Outline for Expository Text

Topic

Book Title & Author

	 _____  _____
---	--

Supporting Facts

- ✓ _____
- ✓ _____
- ✓ _____



The main idea of this article is

Outline for Summary



Main Idea:



✓ Fact or ★ Detail:

✓ Fact or ★ Detail:

✓ Fact or ★ Detail:

 **Restate the  Main Idea:**